

6th Grade School Summer Reading Selection


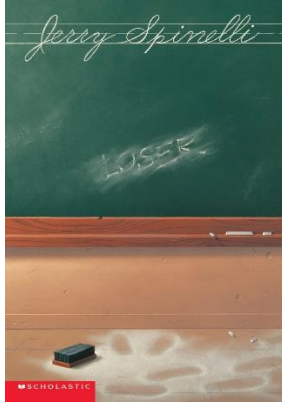
How do I get one of these AMAZING books?


You have a couple of options:

1. If you go to the United States, you can get a free library card to borrow a book.
2. If you have a library card, you may be able to download the book to your iPad, Kindle, Tablet, etc.
3. If you have a Kindle, you can buy the book and download it. (Typical costs are around \$5 US)
4. You can buy your book from Amazon.com and have it shipped to you.

Do **NOT** wait until the last minute to get a book or wait to read it. Use your time wisely so you can have a good summer and start the year off having completed the reading.

If you have any questions about books or your assignment, please e-mail Ms. Reisler at the following e-mail address: rreisler@scs.edu.do

	<p style="text-align: center;"><u>The Case of the Missing Marquess</u> (Mystery) By Nancy Springer</p> <p>When Enola Holmes, the much younger sister of detective Sherlock Holmes, discovers her mother has disappeared—on her 14th birthday nonetheless—she knows she alone can find her. Disguising herself as a grieving widow, Enola sets out to the heart of London to uncover her mother’s whereabouts—but not even the last name Homes can prepare her for what awaits. Suddenly involved in the kidnapping of the young Marquess of Basilwether, Enola must escape murderous villains, free the spoiled Marquess, and perhaps hardest of all, elude her shrewd older brother—all while collecting clues to her mother’s disappearance!</p>
	<p style="text-align: center;"><u>Loser</u> (Realistic Fiction) By Jerry Spinelli</p> <p>From renowned Newbery-winning author Jerry Spinelli comes an incredible story about how not fitting in might just lead to an incredible life. Just like other kids, Zinkoff rides his bike, hopes for snow days, and wants to be like his dad when he grows up. But Zinkoff also raises his hand with all the wrong answers, trips over his own feet, and falls down with laughter over a word like “Jabip.” Other kids have their own word to describe him, but Zinkoff is too busy to hear it. He doesn’t know he’s not like everyone else. And one winter night, Zinkoff’s differences show that any name can someday become “hero.”</p>




The Boy Who Dared (Historical Fiction)

By Susan Campbell

A Newbery Honor Book author has written a powerful and gripping novel about a youth in Nazi Germany who tells the truth about Hitler. Bartoletti has taken one episode from her Newbery Honor Book, *Hitler Youth*, and fleshed it out into thought-provoking novel. Just as the Nazis are rising to power, Helmut Hubener, a German schoolboy, is caught up in all the swashbuckling bravado of his time.


The handsome storm trooper uniforms, the shiny jackboots and armbands, the rousing patriotism all serve to draw him into this bright new world full of promise and hope.



My Life in Dog Years (Autobiography)

By Gary Paulsen

Gary Paulsen has owned dozens of unforgettable and amazing dogs. In each chapter he tells of one special dog, among them Cookie, the sled dog who saved his life; Snowball, the puppy he owned as a boy in the Philippines; Ike, his mysterious hunting companion; Dirk, the grim protector; and his true friend Josh, a brilliant Border Collie.



The Girl Who Could Fly (Fantasy)

By Victoria Forester

You just can't keep a good girl down ... unless you use the proper methods. Piper McCloud can fly. Just like that. Easy as pie. Sure, she hasn't mastered reverse propulsion and her turns are kind of sloppy, but she's really good at loop-the-loops. Problem is, the good folk of Lowland County are afraid of Piper, and her ma is at her wit's end. So it seems only fitting that she leaves her parents' farm to attend a top-secret, maximum-security school for kids with exceptional abilities. School is great at first with a bunch of new friends whose skills range from super-strength to super-genius. (Plus all the homemade apple pie she can eat!) But Piper is special, even among the special. And there are consequences. Consequences too dire to talk about. Too crazy to consider. And too dangerous to ignore.

This summer, I am going to ask that you select one book from your class list to read before next school year starts. This will be a good way to continue to practice and immerse yourself in English so that you don't forget everything we have learned this year.

I want you to enjoy the reading, so I have designed a list of options in which you may choose from in order to show that you read and understood the novel. At the same time, they shouldn't be too time-consuming either. You must choose to complete three different options from what is listed below. You must make sure to reference sections from the *beginning, middle and end of the novel*. When you see the (*) mark, that is telling you to look at the end of the paper for more information.

Plot:

- 1) **Significant Quotes** – First, you need to find a significant quote which can be anything the author or character says. Make sure that it is significant to the book. It should show something about who a character is, the motivation behind a character's actions or a significant event from the book.
 - a. You must cite* the quote correctly.
 - b. You must write two sentences saying why you like the quote.
 - c. You must write another three sentences saying why the quote is significant in this novel identifying a specific event that happens.
 - d. **Complete this for THREE different quotes.**
- 2) **Plot Diagram** – Here is an option for those of you who like to read the entire book before trying to complete assignments about it. Create plot diagrams identifying the exposition, conflict, rising action, climax, falling action, and resolution (label these) and other supporting events. You must have a minimum of ten events to put on your plot diagram.

Details:

- 3) **Visualization: Sensory Details** – For this, I want you to tell me what words the author uses that help you to imagine what it feels, tastes, smells, sounds, and looks like. You will use the following chart as an example to do this. Fill out a chart like this on a separate paper using words from the text and your imagination. Use complete, well-written sentences.

Feels like: Sounds like: Tastes like: Looks like: Smells like:	Sentence from the book with citation (page/paragraph#)* - <i>Complete this for each sense in the first box</i>	Picture of what you visualize (drawn and colored) - <i>Complete this for each sense in the first box</i>
--	---	---

- 4) **Text to Text Comparison** – Identify an event that happens in the novel. Describe the event in five sentences. You must also explain what chapter or page number this takes place in. Then compare this to another book that you have read using another five sentences to specifically describe what happened in that book and how it is similar.

- 5) **Figurative Language** – Figurative language includes metaphors, similes, alliteration, personification and many other concepts. You must find and cite* three examples of figurative language. Then write three sentences for each example (so a minimum of four sentences total) explaining what type of figurative language it is and how it adds to the narrative making it a better, more interesting story.
- 6) **Character Chart** – Select two characters from your novel, preferably the protagonist and the antagonist, but if you have a different favorite characters, choose those characters instead. Draw a picture of your character using the physical traits as described in your novel to add physical features such as hair and eye color along with clothes, etc. Next, identify three personality traits that each character possesses. These are internal traits that can't be seen such as humility, kindness, charisma, pride, selfishness, etc. You must cite* at least one example of each physical trait and personality trait from the book.

*** You will probably need to cite a quote or phrase from your book at some point during this assignment, so if you're not certain how to do that, this is an example from *The Book Thief*.

“I am haunted by humans” (Zusak 550).

First you write the quote with quotation marks around it. Then put the author's last name in parenthesis followed by the page number where the quote was found. Finally, put a punctuation mark (period) after the parenthesis.